ISTRUZIONI DI MONTAGGIO
MOUNTING INSTRUCTIONS

CODICE FAMIGLIA
FAMILY CODE
105-003

KIPP

Le pompe KIPP hanno rotazione sinistra. Controllare che il senso di rotazione della PTO sia idoneo.

The KIPP pumps have got Left direction of rotation. Please make sure the PTO direction of rotation is compatible with that.

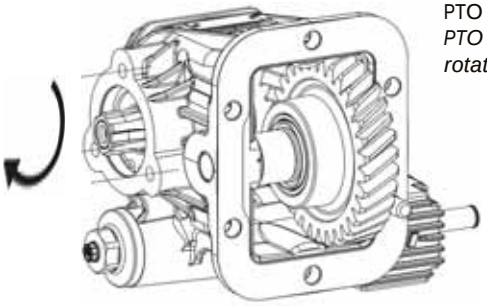

PTO destra per pompa sinistra
PTO with right direction of rotation for left rotating pump.

Montare i prigionieri M10 sulla PTO. Coppia di serraggio 20Nm.

Mount the M10 studs on the PTO. Tightening torques = 20Nm.

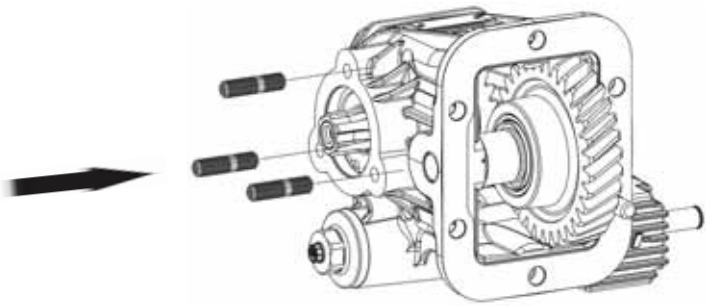

Per prevenire una precoce usura degli accoppiamenti meccanici, in fase di montaggio, ingrassare gli alberi, i mozzi ed i manicotti.
To prevents splines from wear please grease pump shafts and / or couplings.

Montare il manicotto sull'albero della pompa o su quello della PTO e quindi montare la pompa sulla PTO allineando le scanalature.

Mount the coupling either on pump shaft or PTO shaft and then mount the pump onto the PTO matching the splines.

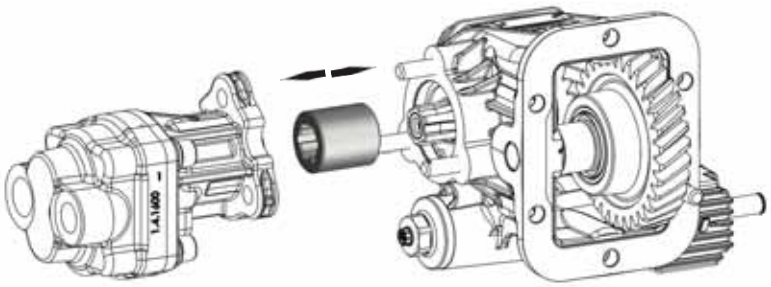

Serrare rondelle e dadi con coppia di serraggio di 50Nm.

Tighten washers and nuts by applying a tightening torque of 50Nm.

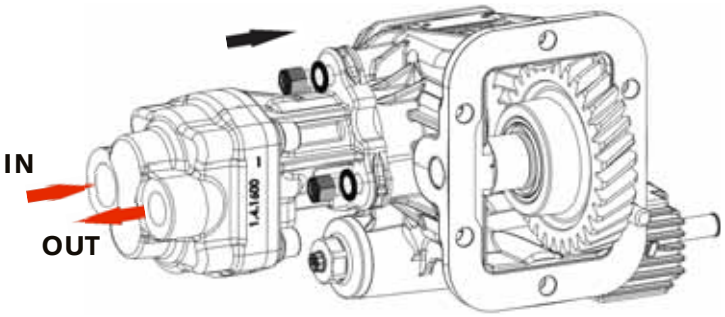

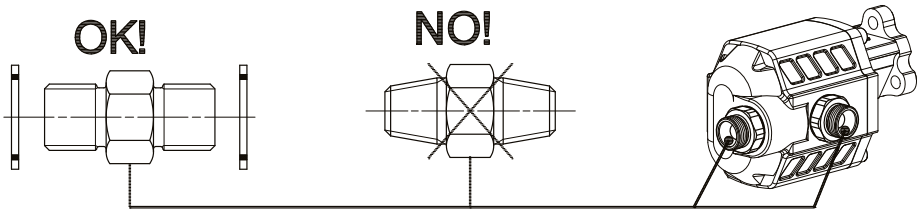

Data: Lunedì 29 febbraio 2016
Rev: //
Codice foglio:997-002-00293

O.M.F.B. S.p.A. Hydraulic Components
We reserve the right to make any changes without notice.
Edition 2016.02 No reproduction, however partial, is permitted.
Via Cave, 7/9 25050 Provaglio d'Iseo (Brescia) Italy Tel.: +39.030.9830611
Fax: +39.030.9839207-208 Internet:www.omfb.it e-mail:info@omfb.it